

MSMS DATA
- Nov. 2021 to Oct. 2022 -

TOTAL SLAUGHTERS												
PROVINCE	Nov '21				Dec '21				Jan '22			
	Cattle	Sheep	Goats	Pigs	Cattle	Sheep	Goats	Pigs	Cattle	Sheep	Goats	Pigs
EASTERN CAPE	13,738	27,357	-	23,514	19,009	42,514	3	27,731	12,043	19,644	-	22,475
FREESTATE	41,067	70,813	-	27,790	50,255	86,286	-	31,149	33,592	53,082	-	29,085
GAUTENG	38,454	59,915	-	128,747	45,650	63,290	8	133,010	30,768	44,452	-	124,179
KWAZULU NATAL	23,590	11,135	-	40,969	31,179	15,291	-	44,210	15,788	6,649	1	40,924
LIMPOPO	13,416	2,079	12	10,395	19,281	3,618	54	11,390	9,477	1,386	3	9,519
MPUMALANGA	47,093	9,521	-	7,870	65,052	9,494	4	8,399	39,847	5,799	1	6,713
NORTHERN CAPE	14,766	112,235	1	10,395	18,612	156,591	7	10,141	9,971	84,284	2	9,129
NORTH WEST	24,613	3,768	14	6,304	29,687	4,601	14	6,969	18,679	2,836	14	5,788
WESTERN CAPE	11,957	113,770	3	57,387	12,409	164,433	12	62,661	8,983	78,197	11	55,202
TOTAL	228,692	410,591	30	313,370	291,132	546,116	102	335,659	179,147	296,328	31	303,013

PROVINCE	Feb '22				Mar '22				Apr '22			
	Cattle	Sheep	Goats	Pigs	Cattle	Sheep	Goats	Pigs	Cattle	Sheep	Goats	Pigs
EASTERN CAPE	15,965	23,441	-	22,333	18,974	31,037	-	25,455	16,305	26,046	-	21,454
FREESTATE	35,387	46,319	-	32,130	42,425	55,953	-	36,029	38,425	56,256	-	31,369
GAUTENG	33,584	55,578	-	124,517	38,152	43,100	-	147,038	32,761	44,306	-	128,814
KWAZULU NATAL	17,714	7,341	1	40,322	20,765	8,984	-	45,758	18,352	5,939	-	39,347
LIMPOPO	10,409	1,754	18	8,670	12,219	1,954	31	11,147	10,328	1,950	17	9,177
MPUMALANGA	39,634	7,015	1	7,262	50,909	8,357	1	9,342	44,912	5,517	1	6,869
NORTHERN CAPE	12,173	91,904	66	9,343	14,572	121,828	-	10,267	13,849	106,603	1	9,458
NORTH WEST	19,611	3,010	14	5,011	23,061	3,162	17	6,178	18,834	3,148	17	5,525
WESTERN CAPE	9,684	85,081	20	54,271	11,623	100,611	3	62,880	9,246	90,098	323	54,370
TOTAL	194,160	321,442	119	303,858	232,699	374,984	52	354,094	203,011	339,861	359	306,383

PROVINCE	May '22				Jun '22				Jul '22			
	Cattle	Sheep	Goats	Pigs	Cattle	Sheep	Goats	Pigs	Cattle	Sheep	Goats	Pigs
EASTERN CAPE	16,622	25,240	-	24,505	19,742	22,188	-	21,517	21,359	23,525	-	20,718
FREESTATE	37,946	53,966	-	37,182	34,510	48,909	-	34,351	36,592	47,433	-	34,786
GAUTENG	35,298	49,177	-	141,066	34,544	37,743	-	136,686	36,151	43,336	-	124,501
KWAZULU NATAL	20,490	6,577	-	43,030	20,519	6,723	-	44,021	20,355	5,605	-	41,844
LIMPOPO	9,742	1,999	5	10,209	9,679	2,017	5	9,184	9,964	1,560	3	8,920
MPUMALANGA	45,066	7,246	1	7,511	42,843	5,298	1	8,297	43,313	5,698	1	7,453
NORTHERN CAPE	15,733	91,860	5	10,537	14,597	87,131	1	10,227	14,100	85,828	1	9,816
NORTH WEST	20,120	2,823	17	6,237	20,752	2,692	17	5,787	18,633	2,207	-	5,410
WESTERN CAPE	9,363	91,103	44	58,030	9,709	82,436	27	60,497	9,955	80,607	19	55,742
TOTAL	210,380	329,990	72	338,307	206,893	295,136	51	330,566	210,421	295,798	24	309,189

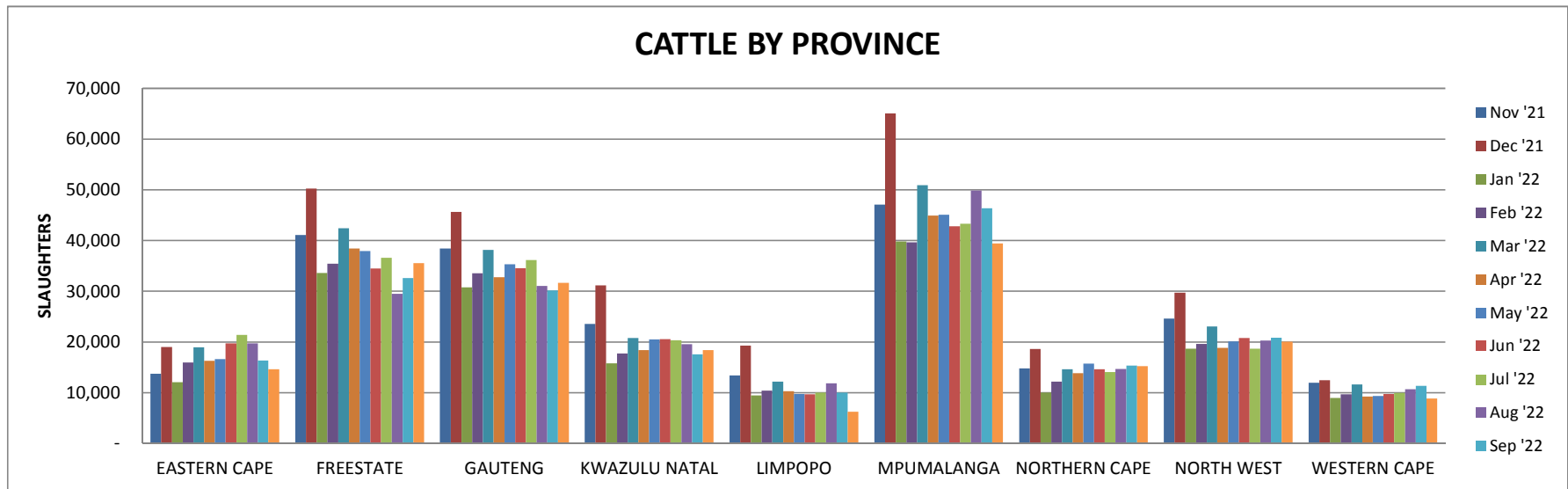
PROVINCE	Aug '22				Sep '22				Oct '22			
	Cattle	Sheep	Goats	Pigs	Cattle	Sheep	Goats	Pigs	Cattle	Sheep	Goats	Pigs
EASTERN CAPE	19,712	21,092	-	23,708	16,349	22,728	-	21,325	14,617	24,578	1	21,245
FREESTATE	29,450	52,010	-	36,705	32,605	44,001	-	35,765	35,550	54,415	-	34,627
GAUTENG	31,049	46,095	-	142,459	30,146	41,908	-	127,613	31,676	38,163	-	122,526
KWAZULU NATAL	19,562	7,082	-	44,855	17,563	4,309	-	42,021	18,387	8,920	-	38,388
LIMPOPO	11,818	1,983	2	9,800	9,998	1,458	12	9,086	6,250	1,668	9	9,277
MPUMALANGA	49,872	5,873	1	7,418	46,371	5,477	-	6,546	39,422	3,667	-	6,192
NORTHERN CAPE	14,705	85,558	-	10,238	15,325	97,107	1	10,131	15,257	97,774	32	9,183
NORTH WEST	20,306	1,995	-	5,651	20,794	2,631	-	5,942	20,062	2,278	-	5,262
WESTERN CAPE	10,678	94,620	1	62,781	11,319	109,130	3	60,485	8,834	104,070	8	54,812
TOTAL	207,152	316,308	4	343,614	200,468	328,747	16	318,914	190,052	335,531	50	301,511

PROVINCE	Total			
	Cattle	Sheep	Goats	Pigs
EASTERN CAPE	204,434	309,388	4	275,980
FREESTATE	447,803	669,440	-	400,968
GAUTENG	418,231	567,060	8	1,581,153
KWAZULU NATAL	244,261	94,551	1	505,687
LIMPOPO	132,580	23,426	171	116,773
MPUMALANGA	554,336	78,960	8	89,873
NORTHERN CAPE	173,658	1,218,703	117	118,865
NORTH WEST	255,151	35,148	124	70,062
WESTERN CAPE	123,755	1,194,153	474	699,116
TOTAL	2,554,209	4,190,829	907	3,858,477

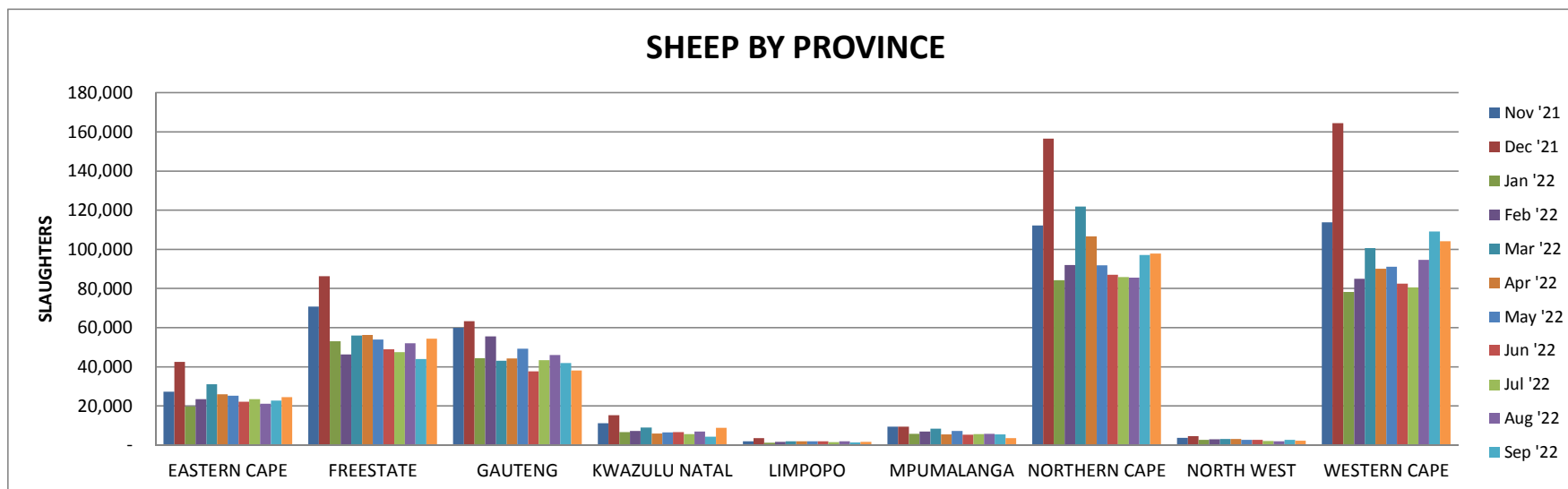
CATTLE BY PROVINCE

MONTH	Nov '21	Dec '21	Jan '22	Feb '22	Mar '22	Apr '22	May '22	Jun '22	Jul '22	Aug '22	Sep '22	Oct '22
EASTERN CAPE	13,738	19,009	12,043	15,965	18,974	16,305	16,622	19,742	21,359	19,712	16,349	14,617
FREESTATE	41,067	50,255	33,592	35,387	42,425	38,425	37,946	34,510	36,592	29,450	32,605	35,550
GAUTENG	38,454	45,650	30,768	33,584	38,152	32,761	35,298	34,544	36,151	31,049	30,146	31,676
KWAZULU NATAL	23,590	31,179	15,788	17,714	20,765	18,352	20,490	20,519	20,355	19,562	17,563	18,387
LIMPOPO	13,416	19,281	9,477	10,409	12,219	10,328	9,742	9,679	9,964	11,818	9,998	6,250
MPUMALANGA	47,093	65,052	39,847	39,634	50,909	44,912	45,066	42,843	43,313	49,872	46,371	39,422
NORTHERN CAPE	14,766	18,612	9,971	12,173	14,572	13,849	15,733	14,597	14,100	14,705	15,325	15,257
NORTH WEST	24,613	29,687	18,679	19,611	23,061	18,834	20,120	20,752	18,633	20,306	20,794	20,062
WESTERN CAPE	11,957	12,409	8,983	9,684	11,623	9,246	9,363	9,709	9,955	10,678	11,319	8,834
TOTAL	228,692	291,132	179,147	194,160	232,699	203,011	210,380	206,893	210,421	207,152	200,468	190,052

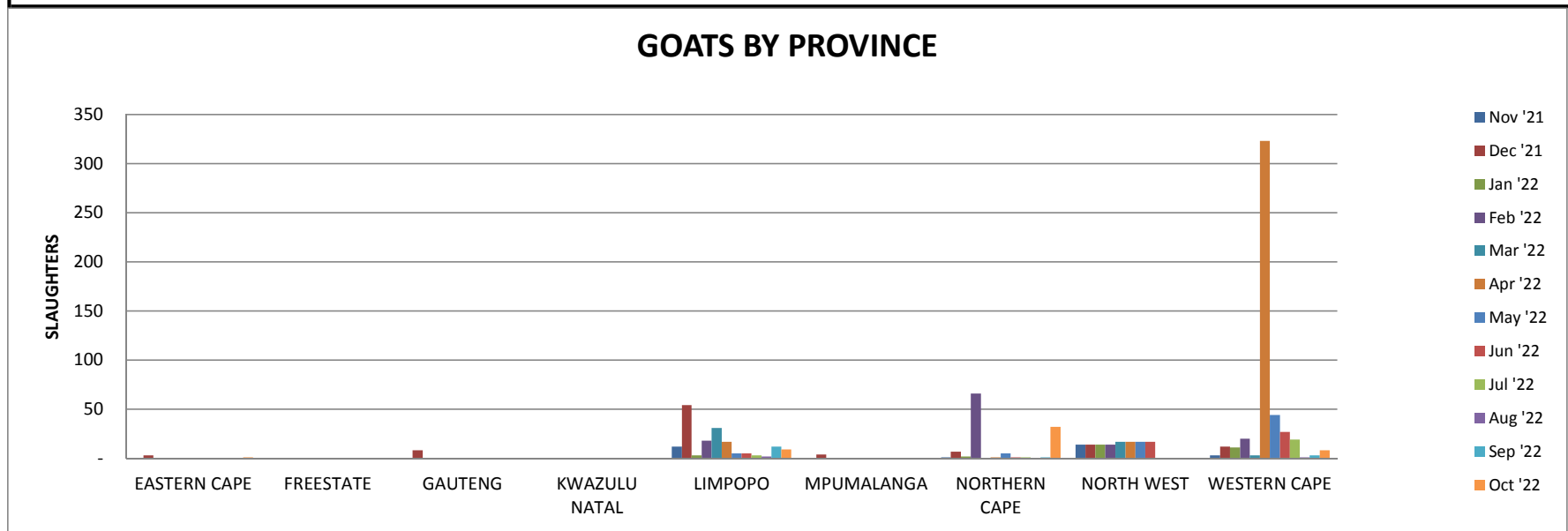
CATTLE BY PROVINCE



SHEEP BY PROVINCE												
MONTH	Nov '21	Dec '21	Jan '22	Feb '22	Mar '22	Apr '22	May '22	Jun '22	Jul '22	Aug '22	Sep '22	Oct '22
EASTERN CAPE	27,357	42,514	19,644	23,441	31,037	26,046	25,240	22,188	23,525	21,092	22,728	24,578
FREESTATE	70,813	86,286	53,082	46,319	55,953	56,256	53,966	48,909	47,433	52,010	44,001	54,415
GAUTENG	59,915	63,290	44,452	55,578	43,100	44,306	49,177	37,743	43,336	46,095	41,908	38,163
KWAZULU NATAL	11,135	15,291	6,649	7,341	8,984	5,939	6,577	6,723	5,605	7,082	4,309	8,920
LIMPOPO	2,079	3,618	1,386	1,754	1,954	1,950	1,999	2,017	1,560	1,983	1,458	1,668
MPUMALANGA	9,521	9,494	5,799	7,015	8,357	5,517	7,246	5,298	5,698	5,873	5,477	3,667
NORTHERN CAPE	112,235	156,591	84,284	91,904	121,828	106,603	91,860	87,131	85,828	85,558	97,107	97,774
NORTH WEST	3,768	4,601	2,836	3,010	3,162	3,148	2,823	2,692	2,207	1,995	2,631	2,278
WESTERN CAPE	113,770	164,433	78,197	85,081	100,611	90,098	91,103	82,436	80,607	94,620	109,130	104,070
TOTAL	410,591	546,116	296,328	321,442	374,984	339,861	329,990	295,136	295,798	316,308	328,747	335,531



GOATS BY PROVINCE												
MONTH	Nov '21	Dec '21	Jan '22	Feb '22	Mar '22	Apr '22	May '22	Jun '22	Jul '22	Aug '22	Sep '22	Oct '22
EASTERN CAPE	-	3	-	-	-	-	-	-	-	-	-	1
FREESTATE	-	-	-	-	-	-	-	-	-	-	-	-
GAUTENG	-	8	-	-	-	-	-	-	-	-	-	-
KWAZULU NATAL	-	-	1	1	-	-	-	-	-	-	-	-
LIMPOPO	12	54	3	18	31	17	5	5	3	2	12	9
MPUMALANGA	-	4	1	1	1	1	1	1	1	1	-	-
NORTHERN CAPE	1	7	2	66	-	1	5	1	1	-	1	32
NORTH WEST	14	14	14	14	17	17	17	17	-	-	-	-
WESTERN CAPE	3	12	11	20	3	323	44	27	19	1	3	8
TOTAL	30	102	31	119	52	359	72	51	24	4	16	50



PIGS BY PROVINCE												
MONTH	Nov '21	Dec '21	Jan '22	Feb '22	Mar '22	Apr '22	May '22	Jun '22	Jul '22	Aug '22	Sep '22	Oct '22
EASTERN CAPE	23,514	27,731	22,475	22,333	25,455	21,454	24,505	21,517	20,718	23,708	21,325	21,245
FREESTATE	27,790	31,149	29,085	32,130	36,029	31,369	37,182	34,351	34,786	36,705	35,765	34,627
GAUTENG	128,747	133,010	124,179	124,517	147,038	128,814	141,066	136,686	124,501	142,459	127,613	122,526
KWAZULU NATAL	40,969	44,210	40,924	40,322	45,758	39,347	43,030	44,021	41,844	44,855	42,021	38,388
LIMPOPO	10,395	11,390	9,519	8,670	11,147	9,177	10,209	9,184	8,920	9,800	9,086	9,277
MPUMALANGA	7,870	8,399	6,713	7,262	9,342	6,869	7,511	8,297	7,453	7,418	6,546	6,192
NORTHERN CAPE	10,395	10,141	9,129	9,343	10,267	9,458	10,537	10,227	9,816	10,238	10,131	9,183
NORTH WEST	6,304	6,969	5,788	5,011	6,178	5,525	6,237	5,787	5,410	5,651	5,942	5,262
WESTERN CAPE	57,387	62,661	55,202	54,271	62,880	54,370	58,030	60,497	55,742	62,781	60,485	54,812
TOTAL	313,370	335,659	303,013	303,858	354,094	306,383	338,307	330,566	309,189	343,614	318,914	301,511

